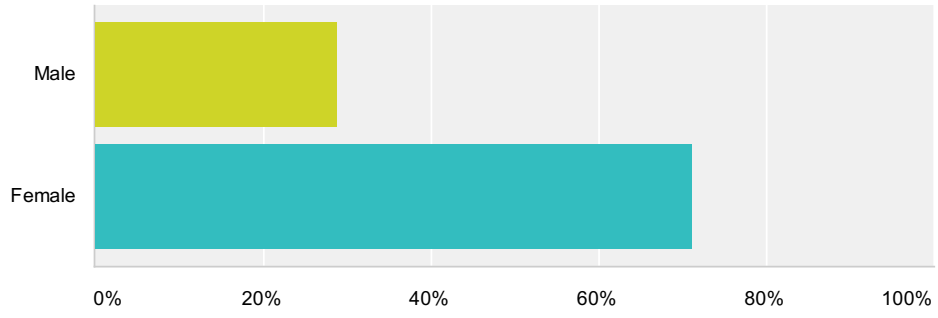


Q2 What is your gender?

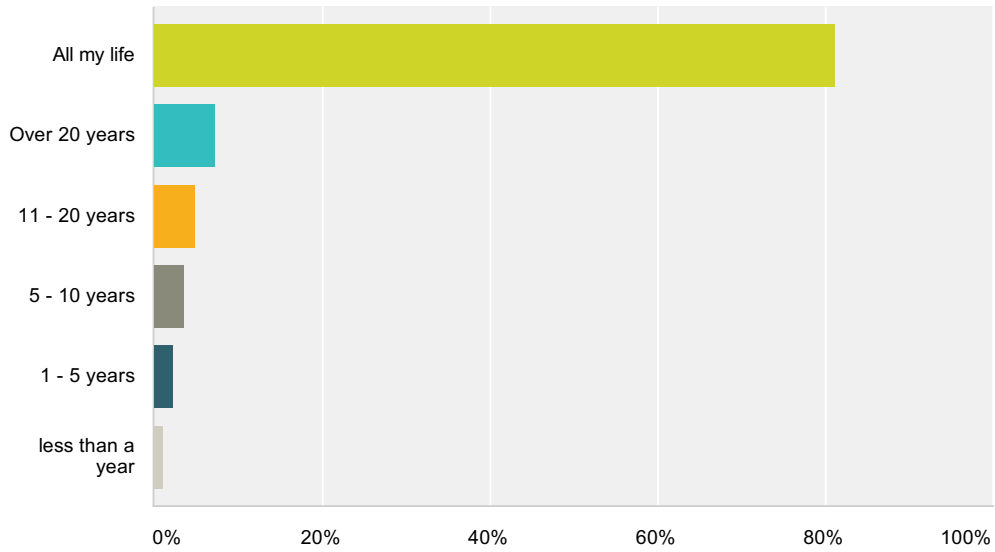
Answered: 3,174 Skipped: 7



Answer Choices	Responses
Male	28.86% 916
Female	71.14% 2,258
Total	3,174

Q3 How long have you lived in the UK?

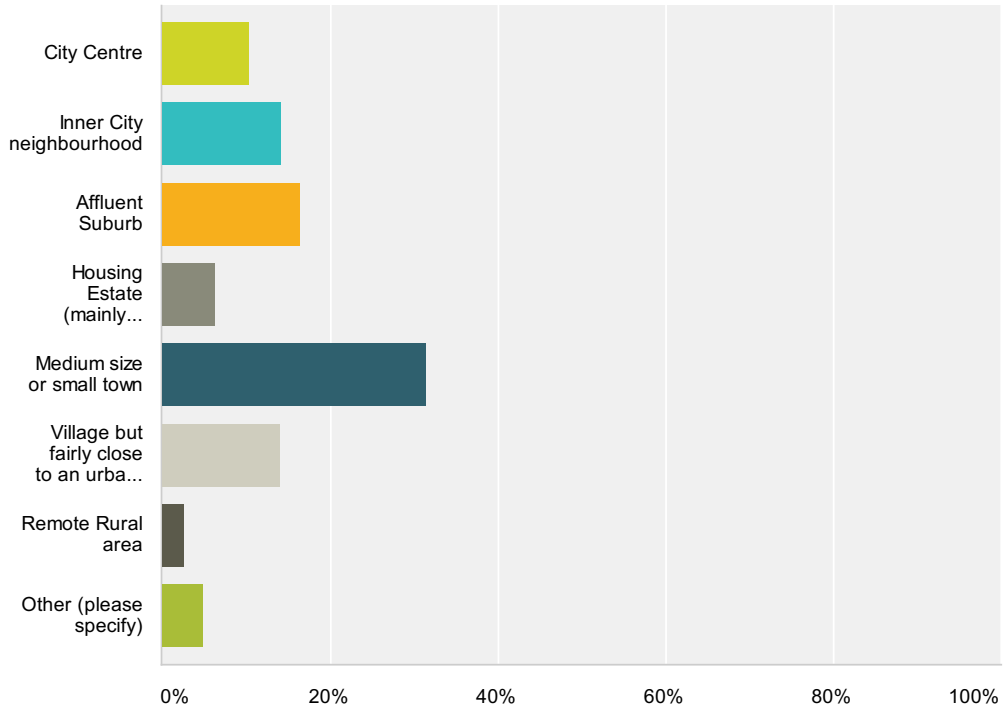
Answered: 3,131 Skipped: 50



Answer Choices	Responses	Count
All my life	81.19%	2,542
Over 20 years	7.22%	226
11 - 20 years	4.82%	151
5 - 10 years	3.55%	111
1 - 5 years	2.20%	69
less than a year	1.02%	32
Total		3,131

Q5 What sort of area do you live in?

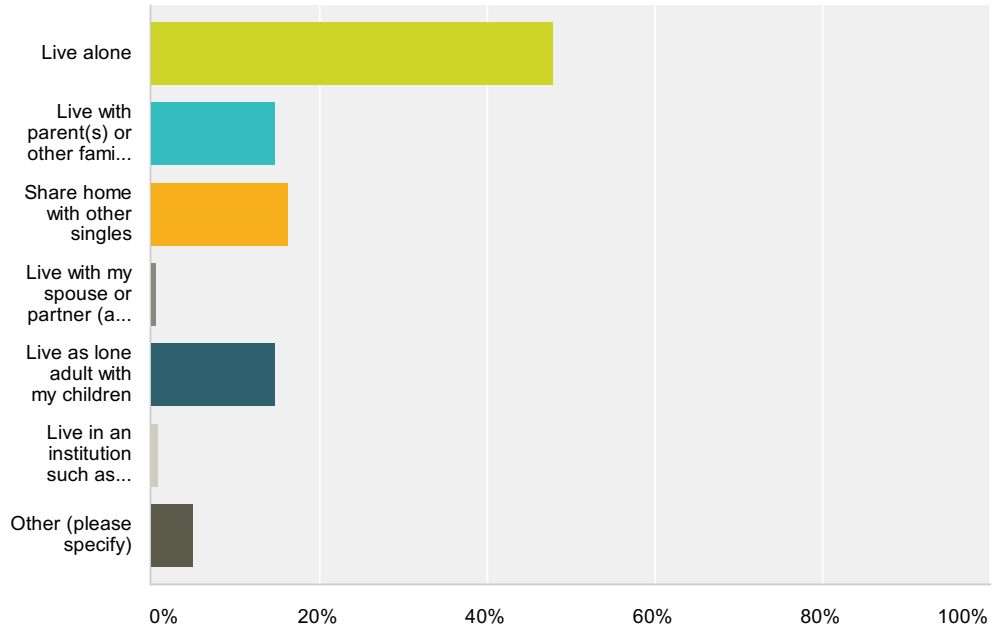
Answered: 3,086 Skipped: 95



Answer Choices	Responses	Count
City Centre	10.27%	317
Inner City neighbourhood	14.16%	437
Affluent Suburb	16.36%	505
Housing Estate (mainly social rented homes)	6.25%	193
Medium size or small town	31.50%	972
Village but fairly close to an urban centre	14.06%	434
Remote Rural area	2.56%	79
Other (please specify) Responses	4.83%	149
Total		3,086

Q6 What sort of household do you live in?

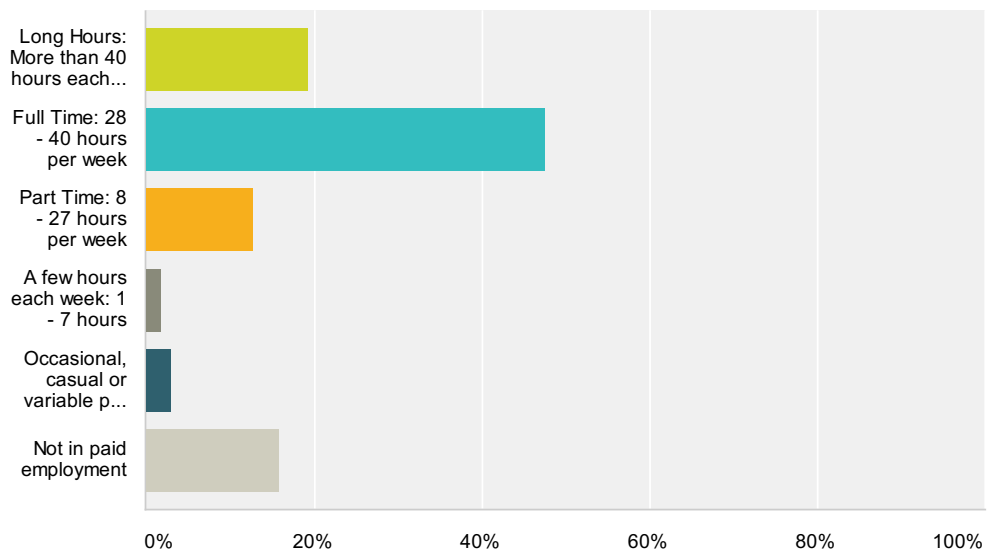
Answered: 3,090 Skipped: 91



Answer Choices	Responses	
Live alone	47.96%	1,482
Live with parent(s) or other family members	14.76%	456
Share home with other singles	16.28%	503
Live with my spouse or partner (and children if any).	0.49%	15
Live as lone adult with my children	14.76%	456
Live in an institution such as hostel or hall of residence	0.81%	25
Other (please specify) Responses	4.95%	153
Total		3,090

Q7 Are you in regular paid work (either as employee or self employed)?

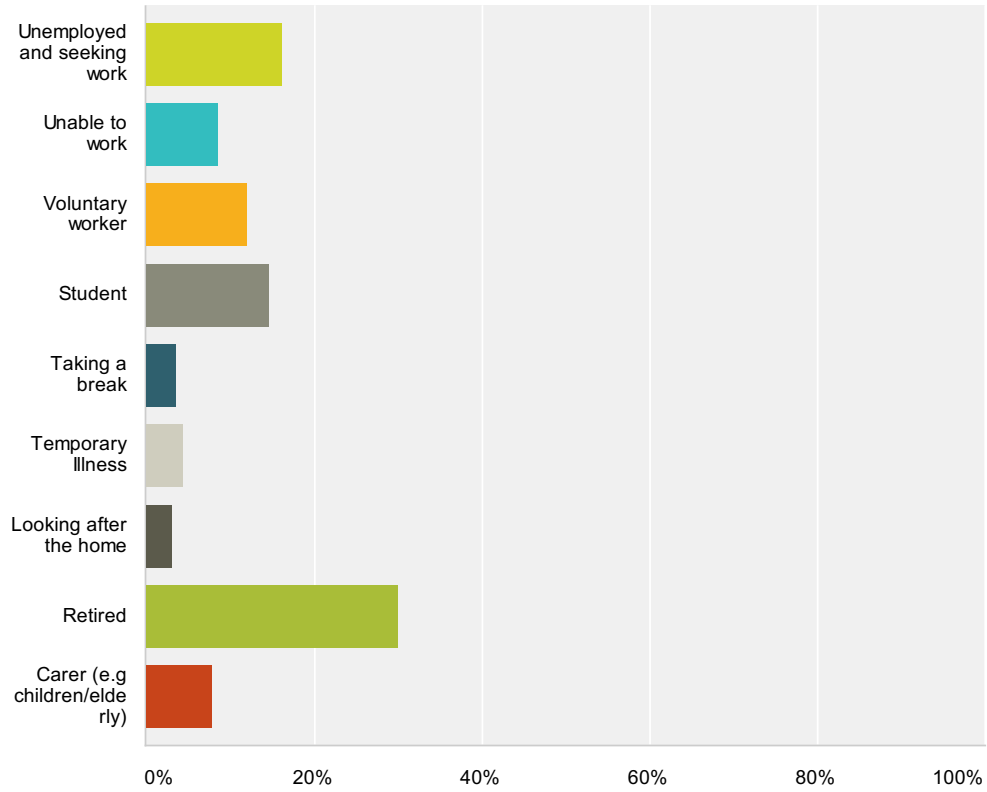
Answered: 3,053 Skipped: 128



Answer Choices	Responses
Long Hours: More than 40 hours each week	19.23% 587
Full Time: 28 - 40 hours per week	47.53% 1,451
Part Time: 8 - 27 hours per week	12.74% 389
A few hours each week: 1 - 7 hours	1.70% 52
Occasional, casual or variable paid work	2.95% 90
Not in paid employment	15.85% 484
Total	3,053

Q9 How then would you describe your employment status?

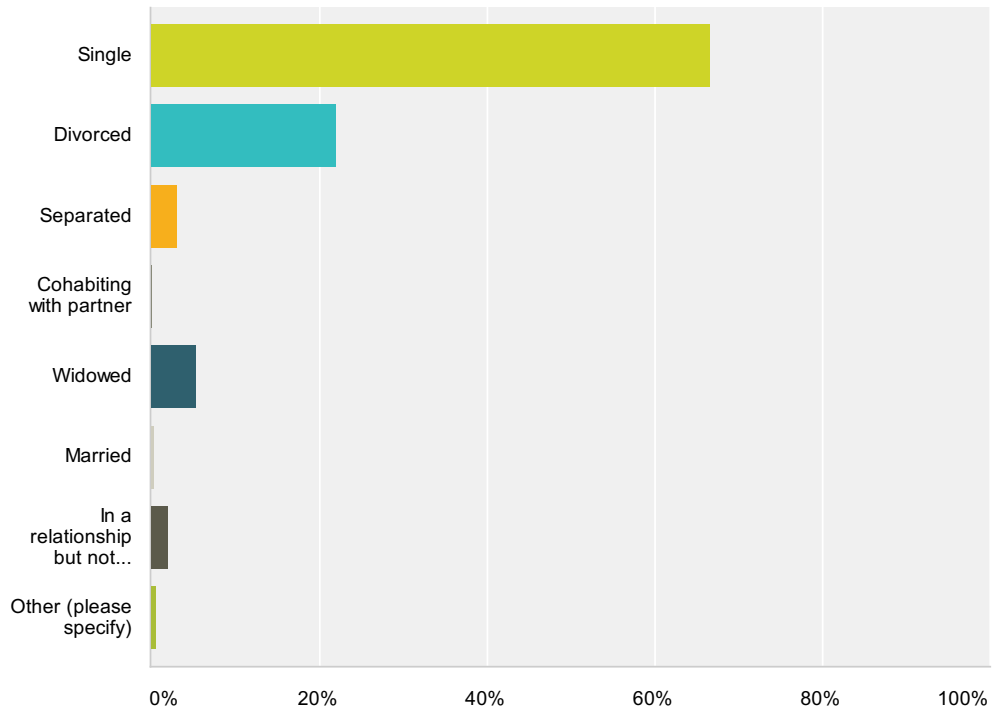
Answered: 459 Skipped: 2,722



Answer Choices	Responses
Unemployed and seeking work	16.12% 74
Unable to work	8.50% 39
Voluntary worker	11.98% 55
Student	14.60% 67
Taking a break	3.49% 16
Temporary illness	4.36% 20
Looking after the home	3.05% 14
Retired	30.07% 138
Carer (e.g. children/elderly)	7.84% 36
Total	459

Q10 What is your relationship status?

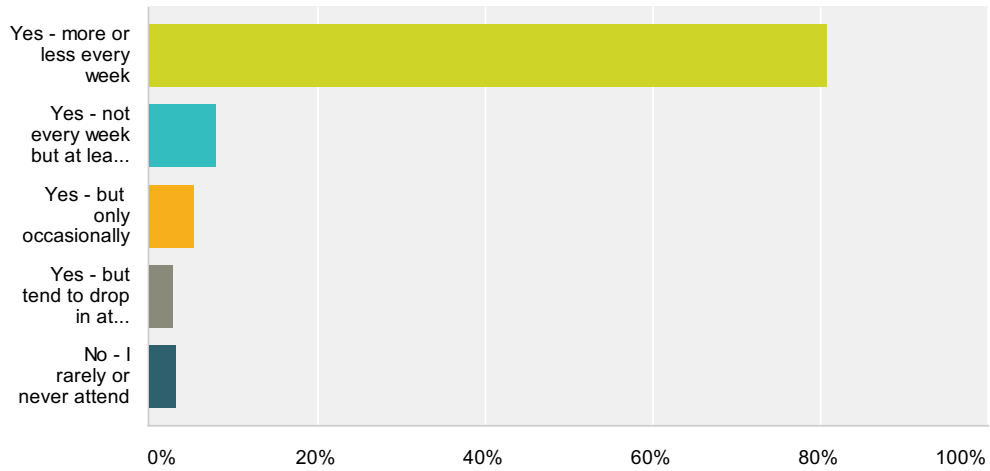
Answered: 3,073 Skipped: 108



Answer Choices	Responses	
Single	66.68%	2,049
Divorced	21.97%	675
Separated	3.06%	94
Cohabiting with partner	0.03%	1
Widowed	5.37%	165
Married	0.36%	11
In a relationship but not living together	1.95%	60
Other (please specify) Responses	0.59%	18
Total		3,073

Q11 Do you currently attend a church?

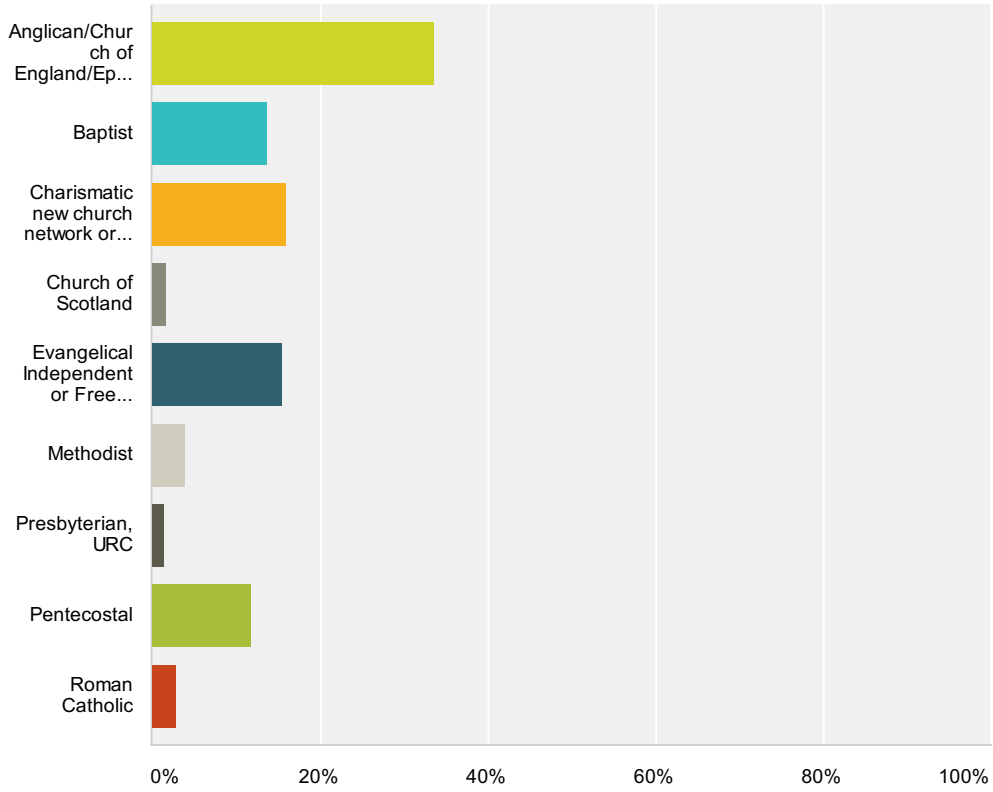
Answered: 3,044 Skipped: 137



Answer Choices	Responses
Yes - more or less every week	80.85% 2,461
Yes - not every week but at least once each month	7.88% 240
Yes - but only occasionally	5.32% 162
Yes - but tend to drop in at different churches	2.79% 85
No - I rarely or never attend	3.15% 96
Total	3,044

Q14 What type of church do you attend?

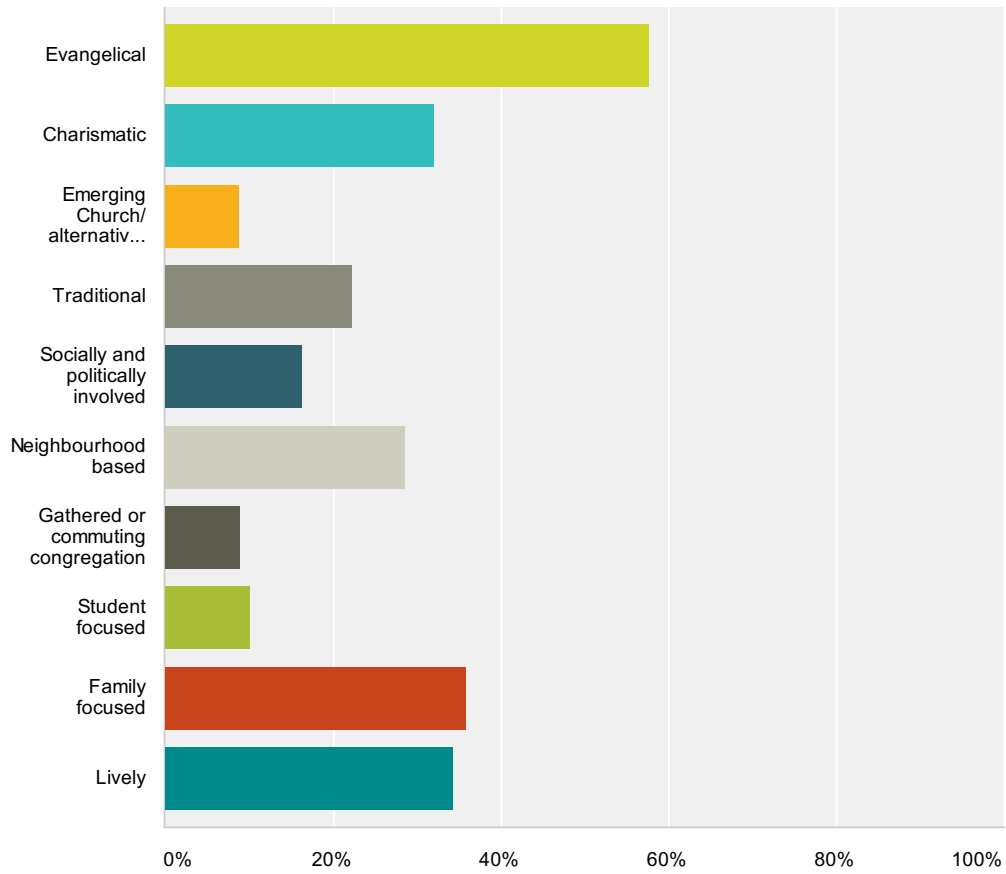
Answered: 2,796 Skipped: 385



Answer Choices	Responses
Anglican/Church of England/Episcopal	33.62% 940
Baptist	13.63% 381
Charismatic new church network or nondenominational fellowship	15.88% 444
Church of Scotland	1.65% 46
Evangelical Independent or Free church	15.41% 431
Methodist	3.90% 109
Presbyterian, URC	1.43% 40
Pentecostal	11.70% 327
Roman Catholic	2.79% 78
Total	2,796

Q15 Which of the words below describe the church do you most often attend? (you can tick more than one box)

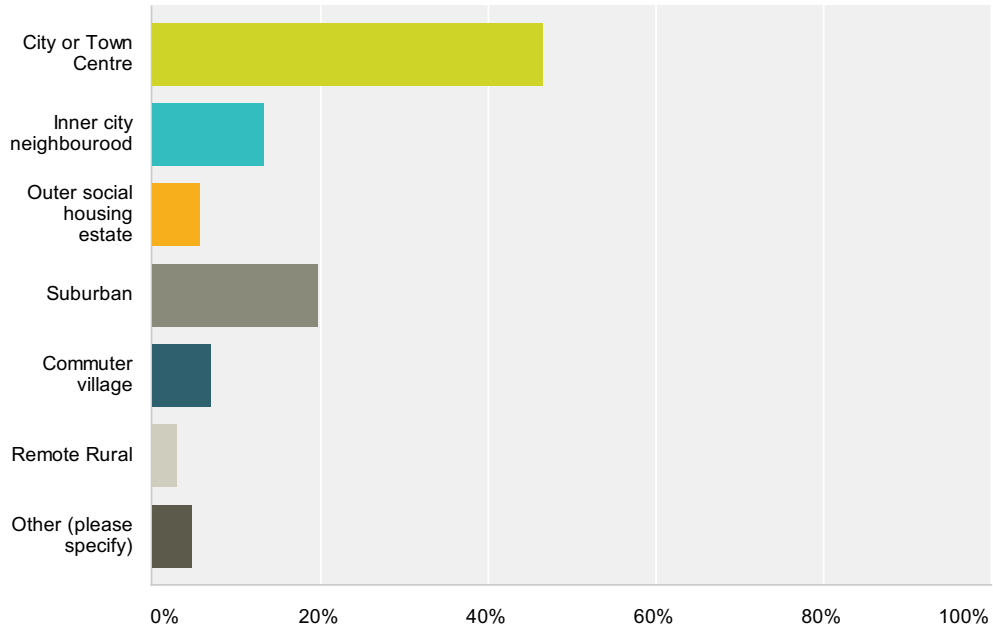
Answered: 2,920 Skipped: 261



Answer Choices	Responses
Evangelical	57.64% 1,683
Charismatic	32.02% 935
Emerging Church/ alternative worship	8.73% 255
Traditional	22.23% 649
Socially and politically involved	16.34% 477
Neighbourhood based	28.63% 836
Gathered or commuting congregation	8.84% 258
Student focused	10.03% 293
Family focused	35.82% 1,046
Lively	34.35% 1,003
Total Respondents: 2,920	

Q16 Which of these best describes the location of your church?

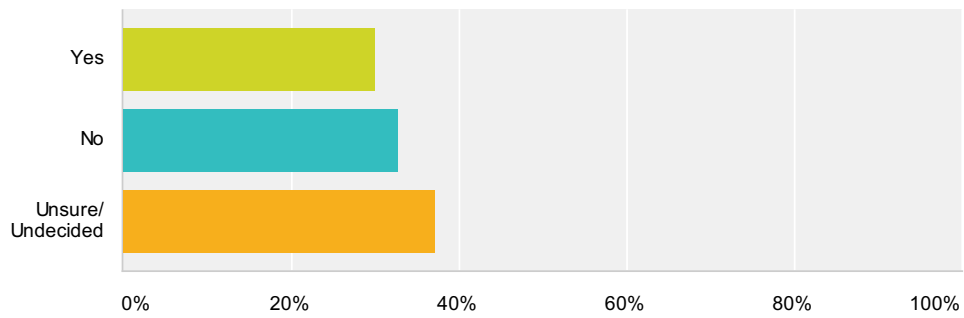
Answered: 2,972 Skipped: 209



Answer Choices	Responses
City or Town Centre	46.57% 1,384
Inner city neighbourhood	13.32% 396
Outer social housing estate	5.72% 170
Suburban	19.75% 587
Commuter village	6.97% 207
Remote Rural	2.96% 88
Other (please specify) Responses	4.71% 140
Total	2,972

Q30 Do you think that single people outside the Church find particular problems about Christianity or to going to Church simply because they are single?

Answered: 2,939 Skipped: 242

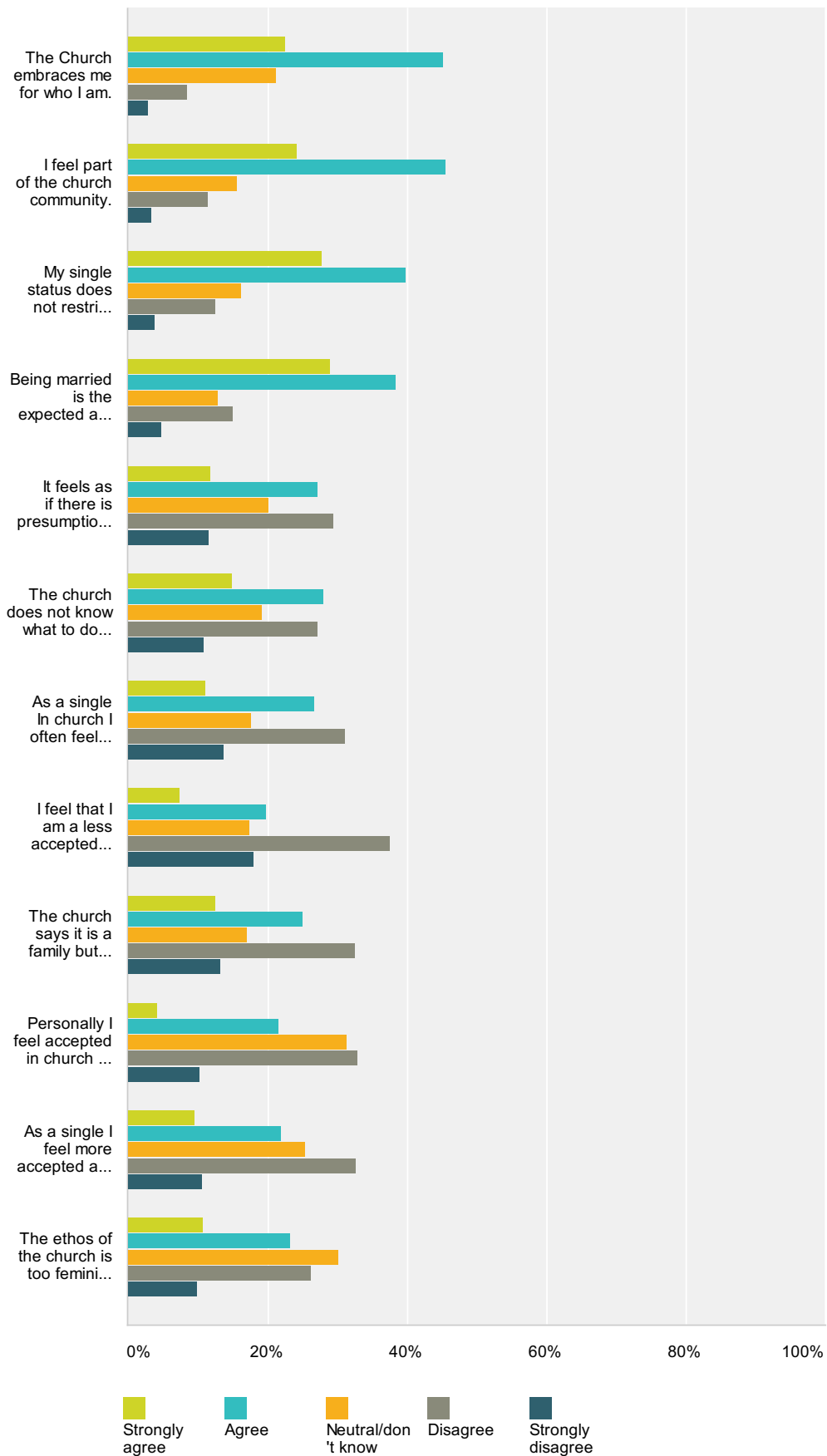


Answer Choices	Responses	
Yes	29.98%	881
No	32.80%	964
Unsure/ Undecided	37.22%	1,094
Total		2,939

Q31 To what extent do you agree with the following statements?

Answered: 2,808 Skipped: 373

SINGLE CHRISTIANS AND THE CHURCH



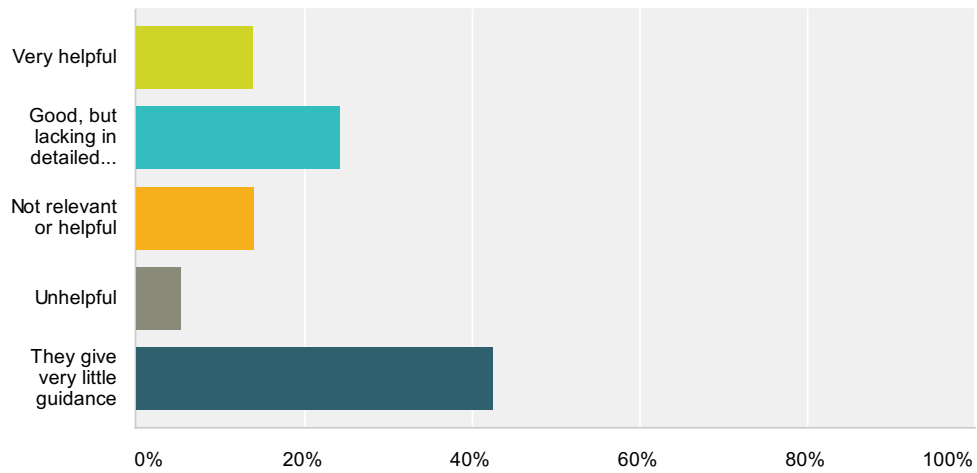
	Strongly agree	Agree	Neutral/don't know	Disagree	Strongly disagree	Total
The Church embraces me for who I am.	22.48% 621	45.22% 1,249	21.18% 585	8.36% 231	2.75% 76	2,762

SINGLE CHRISTIANS AND THE CHURCH

I feel part of the church community.	24.11% 667	45.52% 1,259	15.62% 432	11.42% 316	3.33% 92	2,766
My single status does not restrict my ability to lead or participate in any ministry.	27.77% 767	39.79% 1,099	16.18% 447	12.53% 346	3.73% 103	2,762
Being married is the expected and accepted lifestyle in the church.	28.98% 798	38.38% 1,057	12.85% 354	15.03% 414	4.76% 131	2,754
It feels as if there is presumption that there must be something wrong with me because I am single.	11.78% 325	27.15% 749	20.08% 554	29.47% 813	11.53% 318	2,759
The church does not know what to do with me as a single.	14.81% 408	28.02% 772	19.13% 527	27.19% 749	10.85% 299	2,755
As a single In church I often feel inadequate or ignored.	11.09% 305	26.68% 734	17.56% 483	31.04% 854	13.63% 375	2,751
I feel that I am a less accepted member of the congregation because I am single.	7.38% 204	19.74% 546	17.39% 481	37.49% 1,037	18.00% 498	2,766
The church says it is a family but doesn't treat singles as family members.	12.43% 343	25% 690	16.96% 468	32.46% 896	13.15% 363	2,760
Personally I feel accepted in church but see that there are other singles who are not so well accepted.	4.16% 114	21.52% 590	31.27% 857	32.87% 901	10.18% 279	2,741
As a single I feel more accepted and valued in wider society than in the church.	9.49% 261	21.93% 603	25.35% 697	32.69% 899	10.55% 290	2,750
The ethos of the church is too feminine - it is not very attractive to the average single man.	10.66% 292	23.19% 635	30.17% 826	26.19% 717	9.79% 268	2,738

Q33 How helpful do you find your church leaders' advice on relationships and issues of singleness?

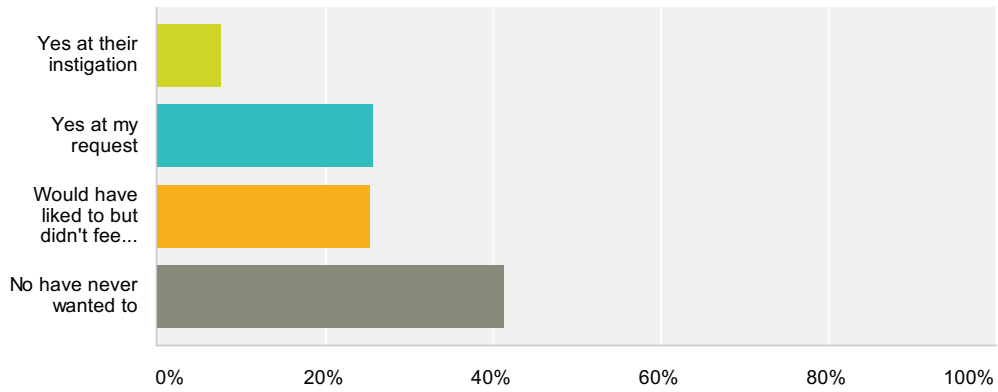
Answered: 2,645 Skipped: 536



Answer Choices	Responses	Count
Very helpful	13.88%	367
Good, but lacking in detailed guidance	24.27%	642
Not relevant or helpful	14.03%	371
Unhelpful	5.29%	140
They give very little guidance	42.53%	1,125
Total		2,645

Q34 Have you ever discussed singleness with one of your Church leaders on a one to one basis?

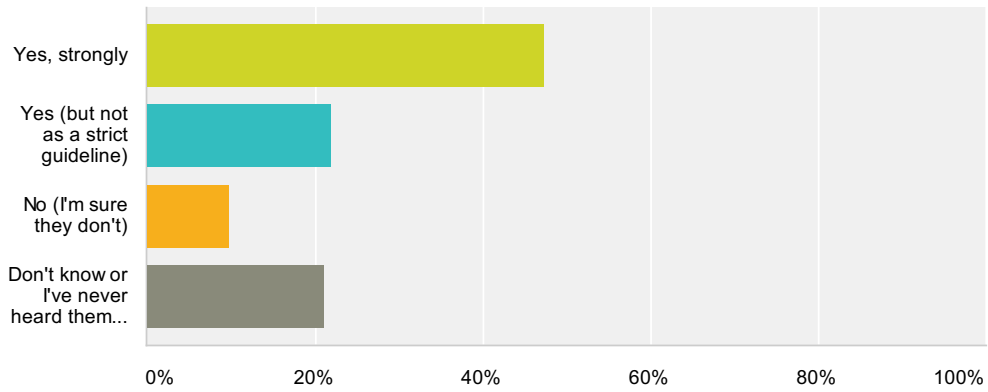
Answered: 2,606 Skipped: 575



Answer Choices	Responses	
Yes at their instigation	7.60%	198
Yes at my request	25.71%	670
Would have liked to but didn't feel confident to ask	25.40%	662
No have never wanted to	41.29%	1,076
Total		2,606

Q36 Have you heard your church leader(s) teach that Christians should only marry those who share their faith?

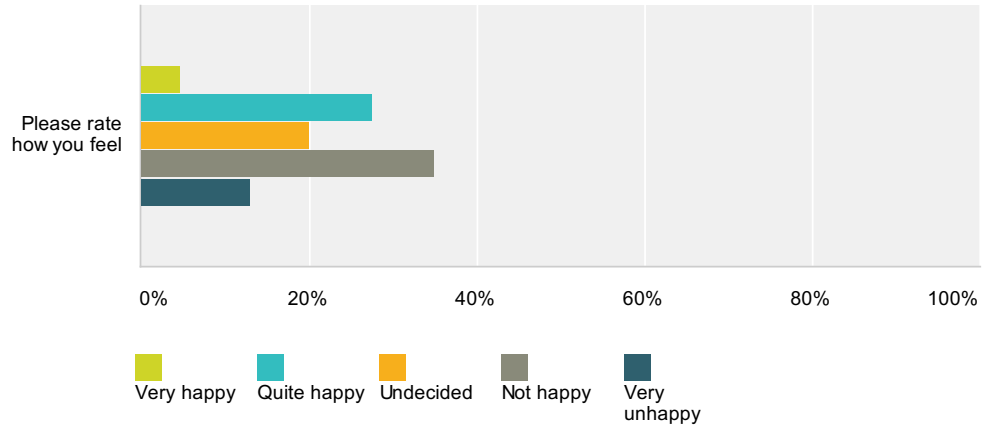
Answered: 2,686 Skipped: 495



Answer Choices	Responses	
Yes, strongly	47.36%	1,272
Yes (but not as a strict guideline)	21.85%	587
No (I'm sure they don't)	9.75%	262
Don't know or I've never heard them speak about it	21.03%	565
Total		2,686

Q37 How happy are you with being single?

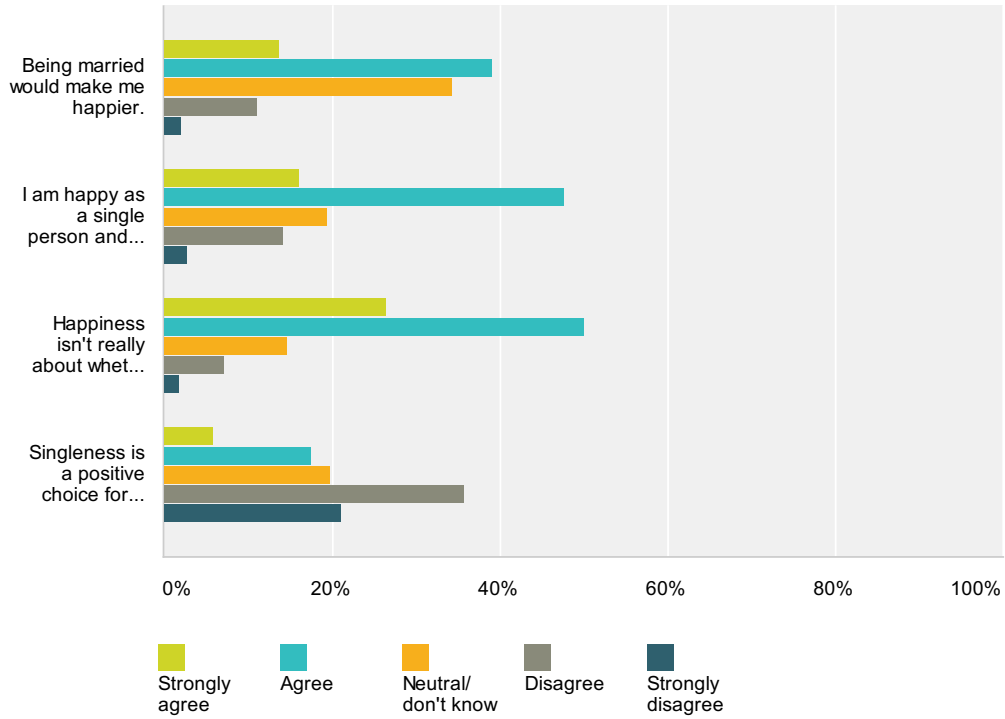
Answered: 2,699 Skipped: 482



	Very happy	Quite happy	Undecided	Not happy	Very unhappy	Total
Please rate how you feel	4.59% 124	27.49% 742	20.04% 541	34.94% 943	12.93% 349	2,699

Q38 To what extent do you agree with the following statements?

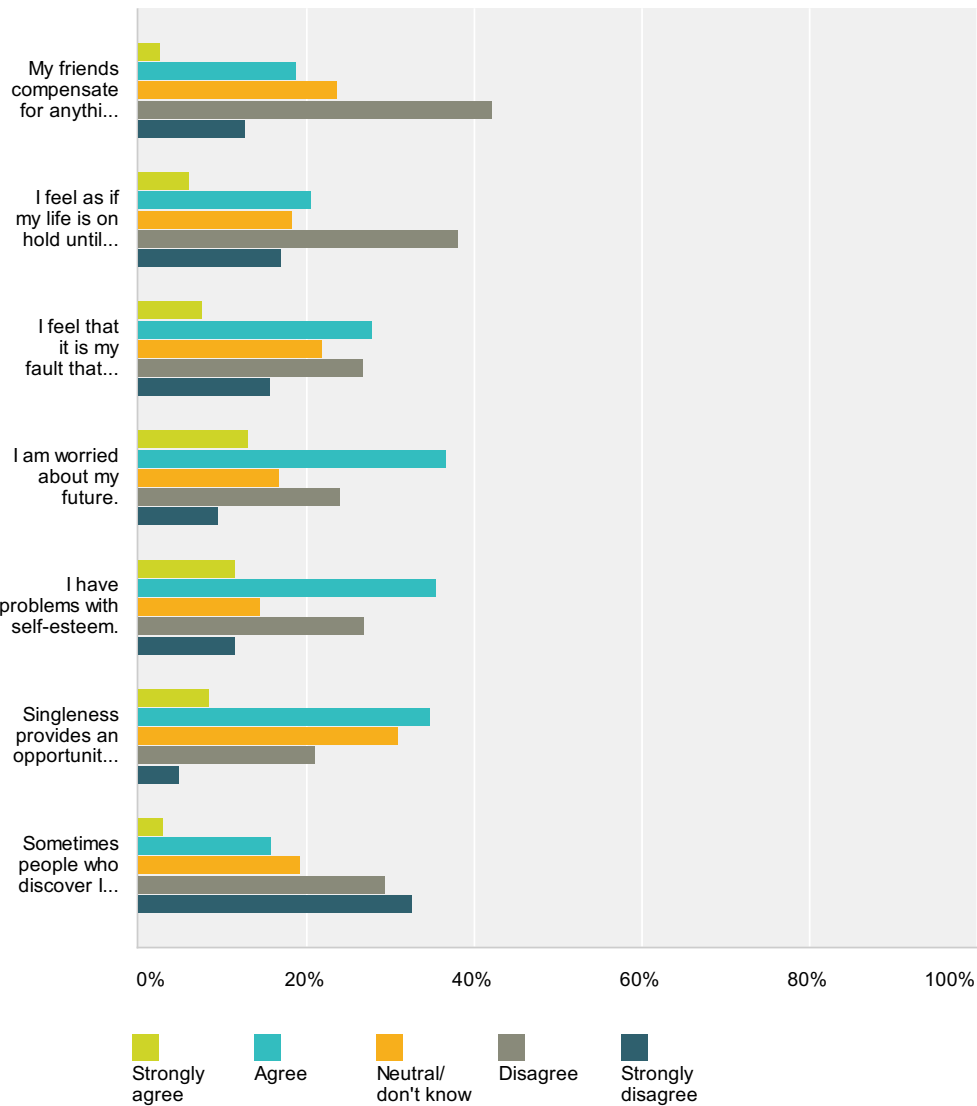
Answered: 2,722 Skipped: 459



	Strongly agree	Agree	Neutral/ don't know	Disagree	Strongly disagree	Total
Being married would make me happier.	13.65% 363	39.06% 1,039	34.32% 913	11.05% 294	1.92% 51	2,660
I am happy as a single person and would also be happy if married.	16.00% 423	47.73% 1,262	19.40% 513	14.15% 374	2.72% 72	2,644
Happiness isn't really about whether one is married or not.	26.48% 703	50.09% 1,330	14.58% 387	7.12% 189	1.73% 46	2,655
Singleness is a positive choice for me, at least at the moment.	5.80% 152	17.51% 459	19.80% 519	35.79% 938	21.10% 553	2,621

Q40 To what extent do you agree with the following statements?

Answered: 2,615 Skipped: 566



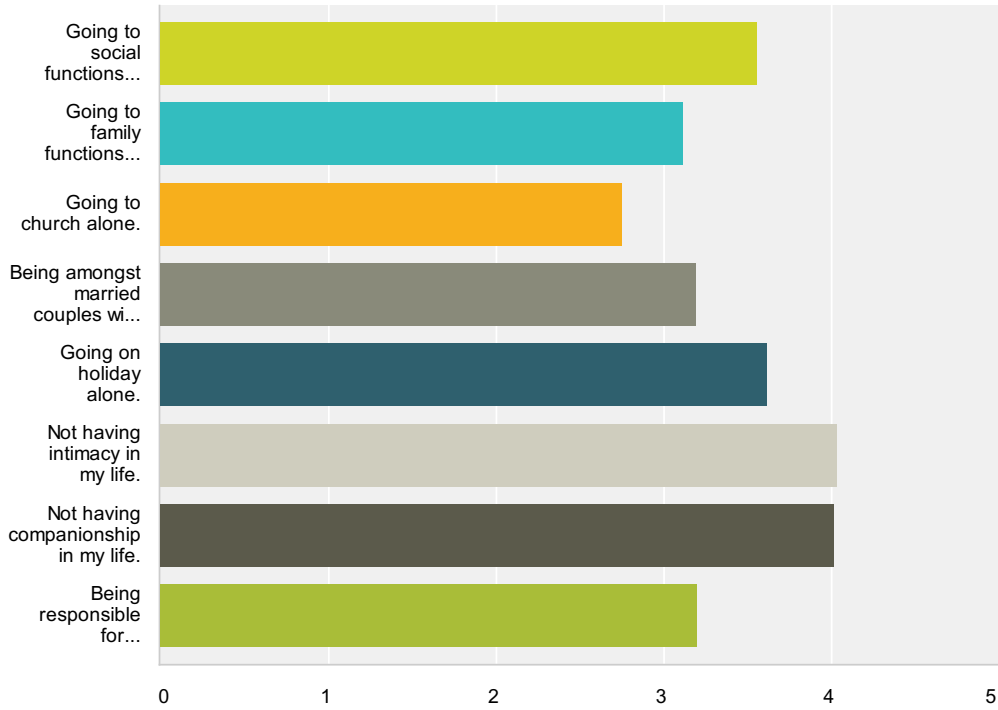
	Strongly agree	Agree	Neutral/ don't know	Disagree	Strongly disagree	Total
My friends compensate for anything missing in my life due to being single.	2.56% 66	18.78% 485	23.69% 612	42.24% 1,091	12.74% 329	2,583
I feel as if my life is on hold until I get married.	6.08% 157	20.55% 531	18.30% 473	38.08% 984	16.99% 439	2,584
I feel that it is my fault that I am single.	7.62% 197	27.88% 721	21.93% 567	26.84% 694	15.74% 407	2,586
I am worried about my future.	13.09% 339	36.69% 950	16.72% 433	23.99% 621	9.50% 246	2,589
I have problems with self-esteem.	11.49% 298	35.52% 921	14.54% 377	26.96% 699	11.49% 298	2,593

SINGLE CHRISTIANS AND THE CHURCH

Singleness provides an opportunity for a lifestyle dedicated to God and mission.	8.45% 218	34.73% 896	30.93% 798	21.01% 542	4.88% 126	2,580
Sometimes people who discover I am single assume I am gay	2.94% 76	15.84% 409	19.25% 497	29.36% 758	32.61% 842	2,582

Q41 How do you find the following?

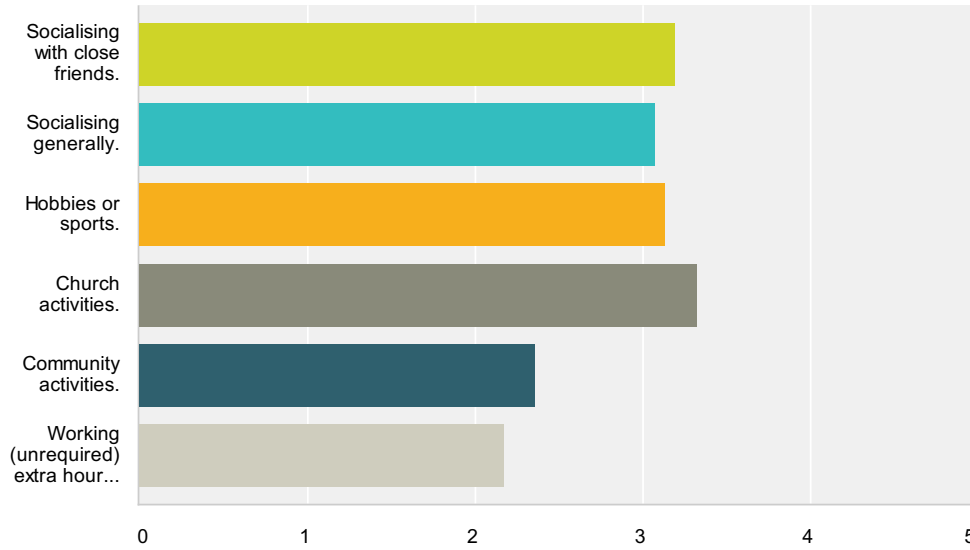
Answered: 2,617 Skipped: 564



	Very difficult	Difficult	Neutral/ it depends	Not a problem	Postively enjoy it	N/A	Total	Average Rating
Going to social functions alone.	21.47% 557	33.77% 876	23.71% 615	17.69% 459	2.04% 53	1.31% 34	2,594	3.56
Going to family functions alone.	13.58% 352	25% 648	22.34% 579	32.91% 853	3.90% 101	2.28% 59	2,592	3.12
Going to church alone.	8.48% 220	17.77% 461	19.24% 499	46.11% 1,196	6.55% 170	1.85% 48	2,594	2.75
Being amongst married couples with children.	15.86% 411	26.08% 676	25.08% 650	26.23% 680	6.02% 156	0.73% 19	2,592	3.20
Going on holiday alone.	26.76% 695	27.30% 709	19.10% 496	15.33% 398	4.00% 104	7.51% 195	2,597	3.62
Not having intimacy in my life.	34.07% 884	41.85% 1,086	16.07% 417	6.71% 174	0.27% 7	1.04% 27	2,595	4.04
Not having companionship in my life.	32.27% 837	42.44% 1,101	17.96% 466	5.82% 151	0.19% 5	1.31% 34	2,594	4.02
Being responsible for everything in my life both inside and out of the home.	14.47% 375	28.37% 735	24.31% 630	25.94% 672	5.75% 149	1.16% 30	2,591	3.20

Q43 How often do you get involved with the following?

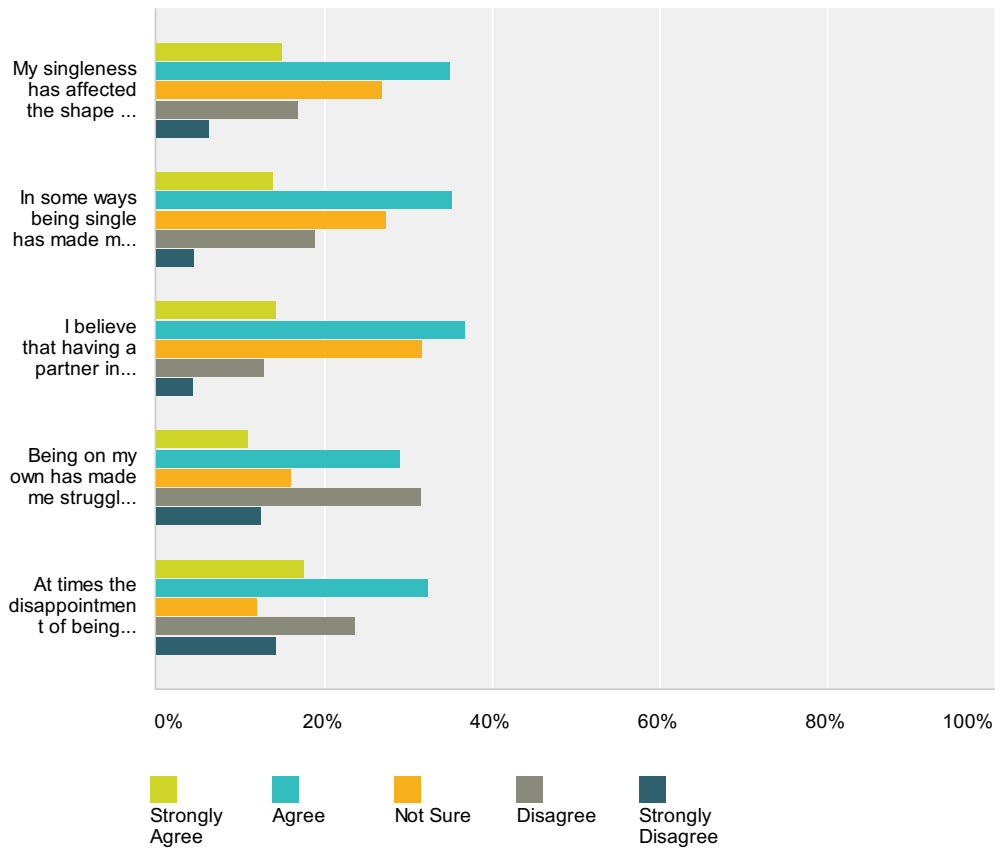
Answered: 2,594 Skipped: 587



	At least once each week	More than once each month	Occasionally	Never	Total	Average Rating
Socialising with close friends.	47.04% 1,215	28.34% 732	21.72% 561	2.90% 75	2,583	3.20
Socialising generally.	40.93% 1,051	28.97% 744	27.14% 697	2.96% 76	2,568	3.08
Hobbies or sports.	47.83% 1,225	23.35% 598	23.43% 600	5.39% 138	2,561	3.14
Church activities.	58.08% 1,499	20.22% 522	17.98% 464	3.72% 96	2,581	3.33
Community activities.	15.80% 402	21.77% 554	44.99% 1,145	17.45% 444	2,545	2.36
Working (unrequired) extra hours to fill time.	21.63% 537	13.29% 330	26.10% 648	38.99% 968	2,483	2.18

Q44 How has being single impacted your faith?

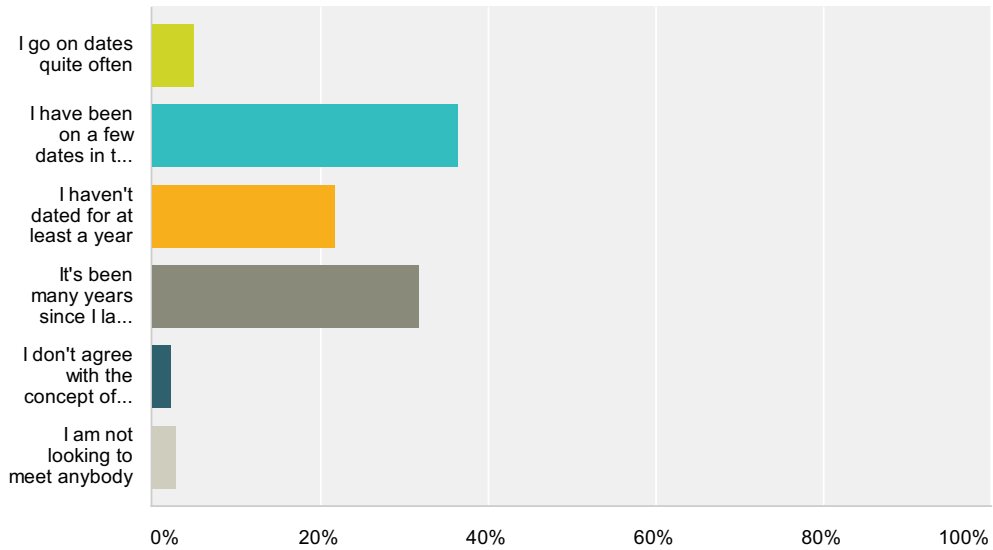
Answered: 2,571 Skipped: 610



	Strongly Agree	Agree	Not Sure	Disagree	Strongly Disagree	Total
My singleness has affected the shape of my faith significantly.	14.93% 380	35.05% 892	26.92% 685	16.90% 430	6.21% 158	2,545
In some ways being single has made my faith stronger.	13.93% 356	35.25% 901	27.39% 700	18.94% 484	4.50% 115	2,556
I believe that having a partner in life, would strengthen me in my faith.	14.30% 366	36.80% 942	31.68% 811	12.81% 328	4.41% 113	2,560
Being on my own has made me struggle with my faith.	10.87% 277	29.03% 740	16.01% 408	31.62% 806	12.48% 318	2,549
At times the disappointment of being single has caused me to doubt God has a plan for my life.	17.63% 450	32.43% 828	11.95% 305	23.70% 605	14.30% 365	2,553

Q45 How would you best describe your situation with regard to dating and meeting people?

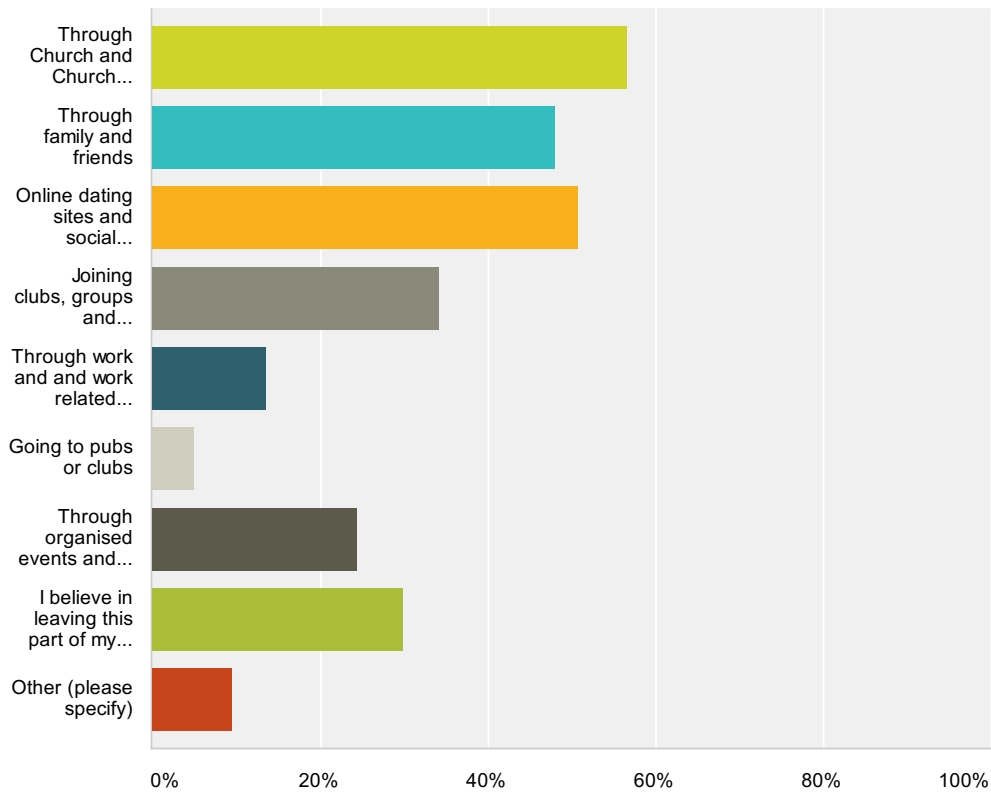
Answered: 2,530 Skipped: 651



Answer Choices	Responses
I go on dates quite often	4.94% 125
I have been on a few dates in the last year	36.44% 922
I haven't dated for at least a year	21.82% 552
It's been many years since I last went on a date	31.82% 805
I don't agree with the concept of dating	2.21% 56
I am not looking to meet anybody	2.77% 70
Total	2,530

Q46 What is the best way to meet potential partners? Tick up to three on the list below

Answered: 2,534 Skipped: 647

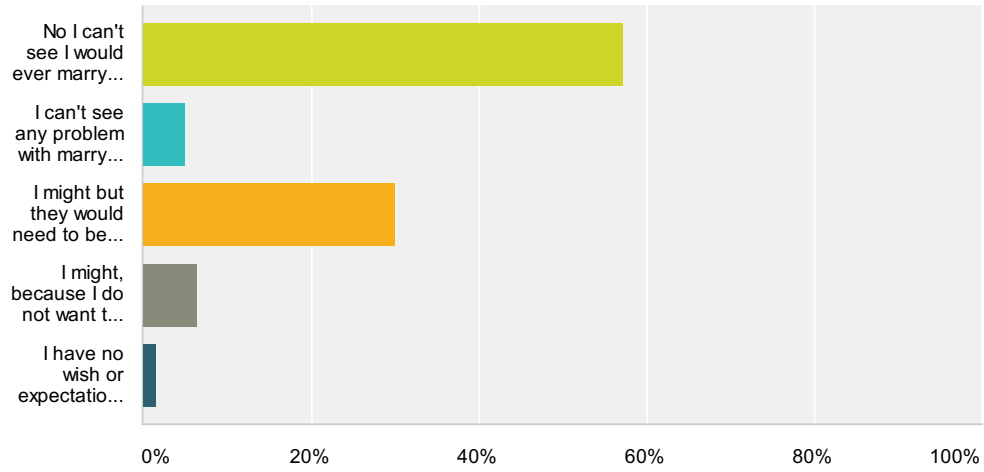


Answer Choices	Responses
Through Church and Church related events	56.63% 1,435
Through family and friends	48.07% 1,218
Online dating sites and social networks	50.79% 1,287
Joining clubs, groups and organisations in the community	34.21% 867
Through work and and work related events	13.54% 343
Going to pubs or clubs	4.97% 126
Through organised events and holidays	24.39% 618
I believe in leaving this part of my life to God	29.87% 757
Other (please specify) Responses	9.43% 239

Total Respondents: 2,534

Q47 Could there be any circumstances in which you would marry a non-Christian?

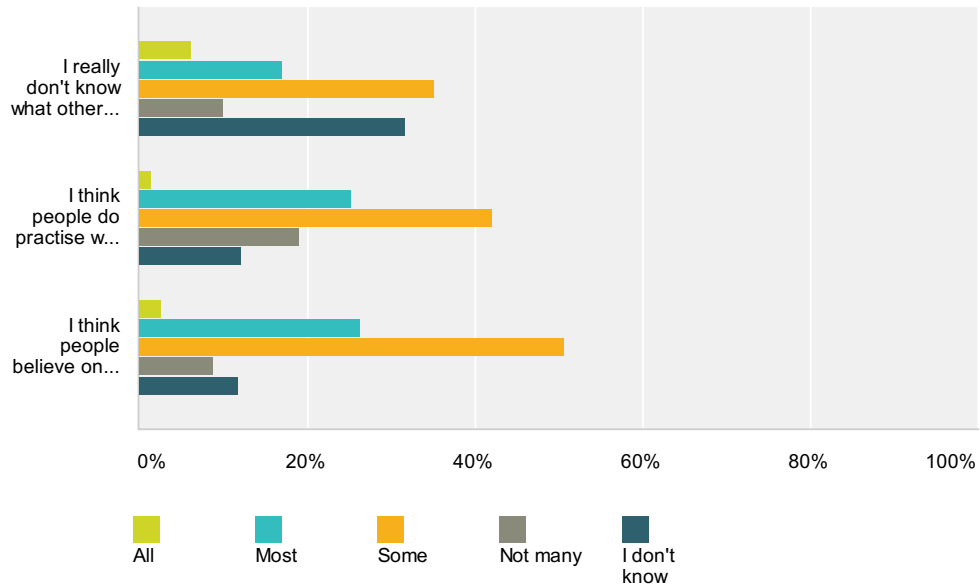
Answered: 2,528 Skipped: 653



Answer Choices	Responses
No I can't see I would ever marry a non-Christian	57.20% 1,446
I can't see any problem with marrying a non-Christian	4.94% 125
I might but they would need to be sympathetic to my faith	30.06% 760
I might, because I do not want to remain single and where I am there aren't many Christians available	6.33% 160
I have no wish or expectation to be married	1.46% 37
Total	2,528

Q48 Do you think most Christians actually practice what they believe (or are taught) about sex before marriage?

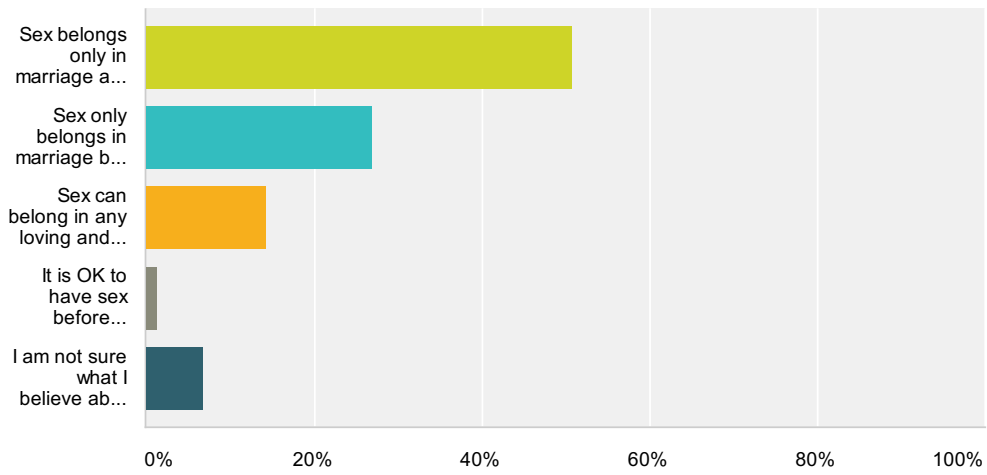
Answered: 2,514 Skipped: 667



	All	Most	Some	Not many	I don't know	Total
I really don't know what other people do.	6.09% 135	17.05% 378	35.14% 779	10.01% 222	31.71% 703	2,217
I think people do practise what they believe about no sex before marriage.	1.39% 33	25.30% 599	42.06% 996	19.09% 452	12.16% 288	2,368
I think people believe one thing, but often do another.	2.54% 61	26.34% 633	50.65% 1,217	8.74% 210	11.74% 282	2,403

Q49 What is your view on sex before marriage?

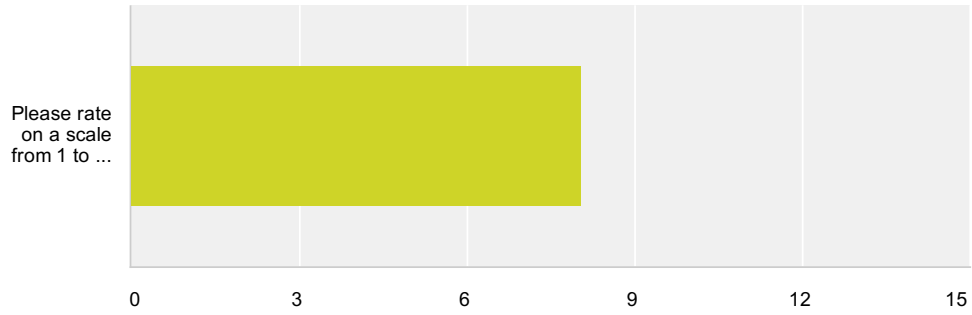
Answered: 2,522 Skipped: 659



Answer Choices	Responses
Sex belongs only in marriage and I am fine with that	50.79% 1,281
Sex only belongs in marriage but I find that hard to accept and live by	26.92% 679
Sex can belong in any loving and committed relationship	14.27% 360
It is OK to have sex before marriage	1.31% 33
I am not sure what I believe about this	6.70% 169
Total	2,522

Q50 How important is it to avoid sex before marriage for you, as a practising Christian?

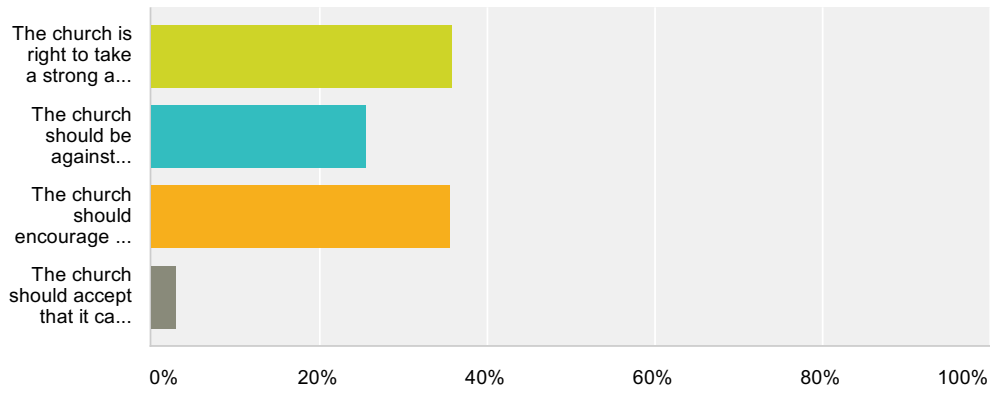
Answered: 2,489 Skipped: 692



	1	2	3	4	5	6	7	8	9	10	Total	Average Rating
Please rate on a scale from 1 to 10 - 1 being the least important and 10 being one of the most important.	4.30% 107	2.17% 54	3.21% 80	2.61% 65	6.43% 160	2.61% 65	6.11% 152	13.46% 335	13.98% 348	45.12% 1,123	2,489	8.04

Q51 What do you think of the church's attitude towards and teaching on sexual ethics? Which statement is closest to your view?

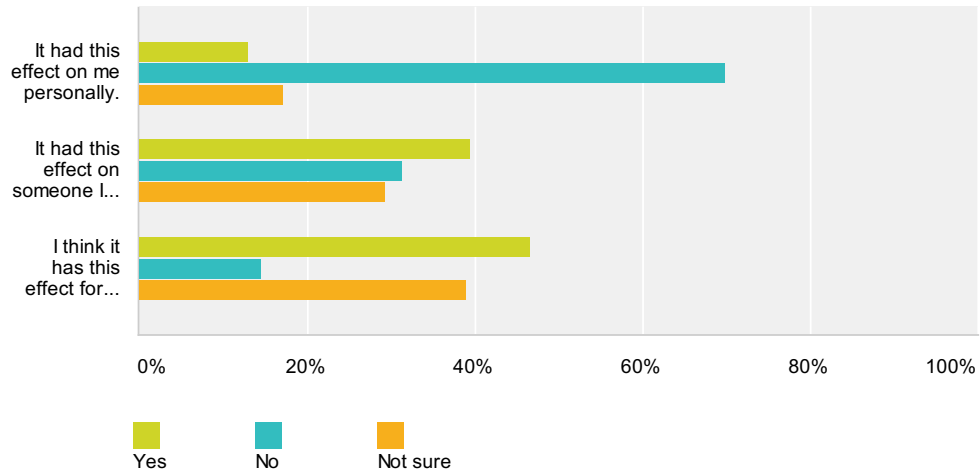
Answered: 2,473 Skipped: 708



Answer Choices	Responses	Count
The church is right to take a strong and strict line against sex outside of and before marriage and speak out against it	35.91%	888
The church should be against against sex outside of and before marriage but there other issues that are much more important	25.64%	634
The church should encourage and support good marriage and good sex within marriage but not condemn people who have different views and lifestyles	35.58%	880
The church should accept that it can't influence the way people behave sexually and stop going on about it	2.87%	71
Total		2,473

Q52 Do you think the church's teaching on sex tends to deter people making or staying with their Christian commitment?

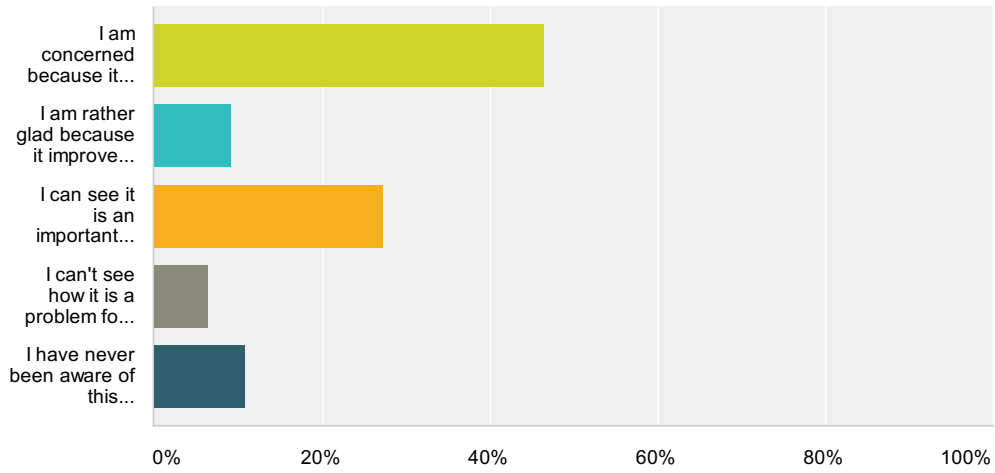
Answered: 2,438 Skipped: 743



	Yes	No	Not sure	Total
It had this effect on me personally.	12.98% 301	69.90% 1,621	17.12% 397	2,319
It had this effect on someone I know.	39.46% 887	31.27% 703	29.27% 658	2,248
I think it has this effect for many people today.	46.57% 1,094	14.47% 340	38.95% 915	2,349

Q53 In general, there are more women in the Church than men. How do you feel about this?

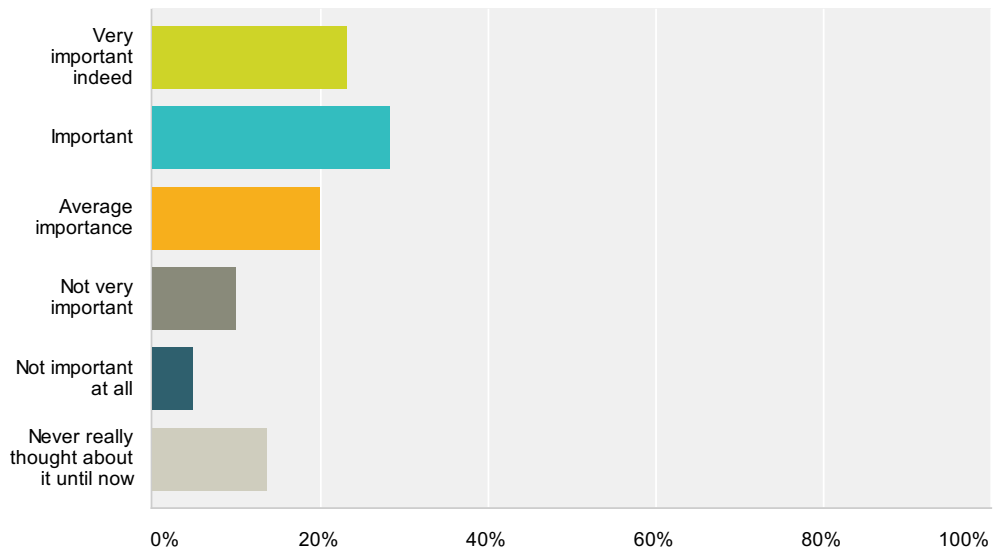
Answered: 2,368 Skipped: 813



Answer Choices	Responses
I am concerned because it lessens the chance of me finding a husband	46.45% 1,100
I am rather glad because it improves my chance of finding a wife	9.16% 217
I can see it is an important issue but it doesn't worry me personally	27.24% 645
I can't see how it is a problem for anyone	6.33% 150
I have never been aware of this imbalance in the church	10.81% 256
Total	2,368

Q54 How important would a change in the balance between men and women in the Church be to you?

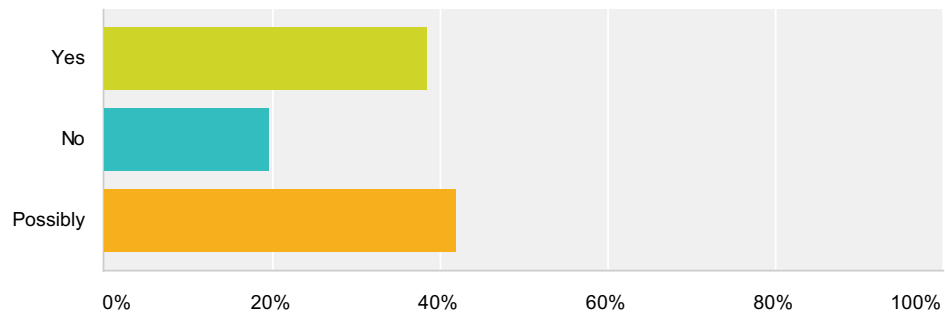
Answered: 2,489 Skipped: 692



Answer Choices	Responses	
Very important indeed	23.26%	579
Important	28.28%	704
Average importance	20.01%	498
Not very important	9.92%	247
Not important at all	4.86%	121
Never really thought about it until now	13.66%	340
Total		2,489

Q55 Would it help for you to have someone or a group of people to discuss issues of singleness with?

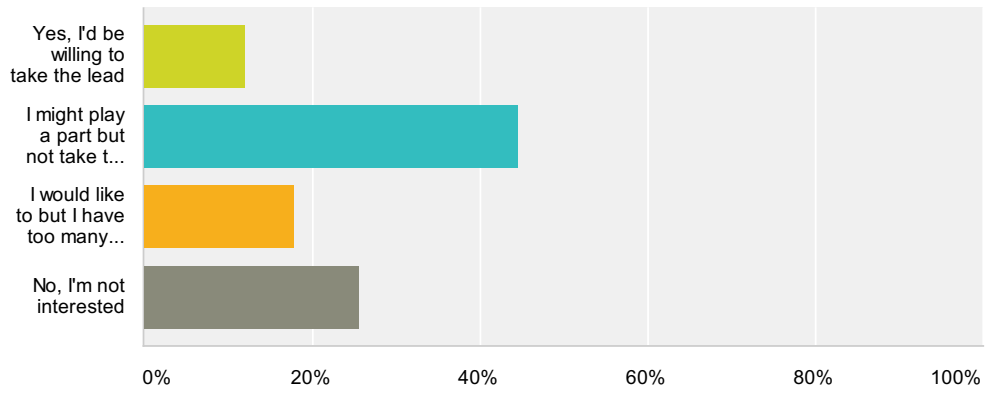
Answered: 2,506 Skipped: 675



Answer Choices	Responses
Yes	38.43% 963
No	19.59% 491
Possibly	41.98% 1,052
Total	2,506

Q56 Would you be willing to initiate a group within your church or community to raise awareness, address singleness issues and promote a positive image of being single?

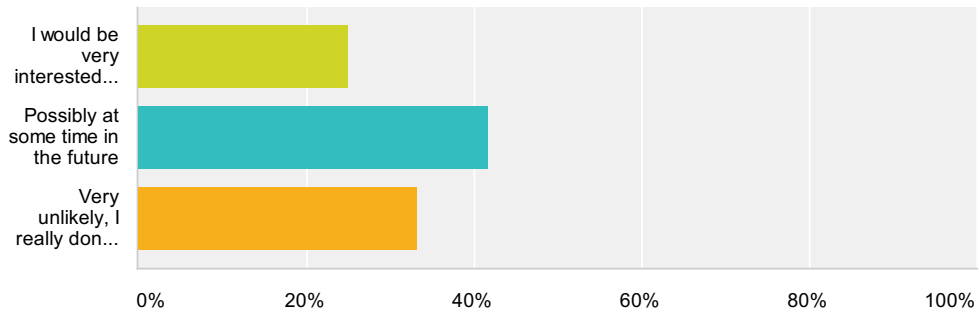
Answered: 2,463 Skipped: 718



Answer Choices	Responses
Yes, I'd be willing to take the lead	11.94% 294
I might play a part but not take the lead	44.62% 1,099
I would like to but I have too many other commitments	17.86% 440
No, I'm not interested	25.58% 630
Total	2,463

Q57 If you had access to a Christian counselling service, through your church, with whom to discuss issues around singleness and relationships, would you use it?

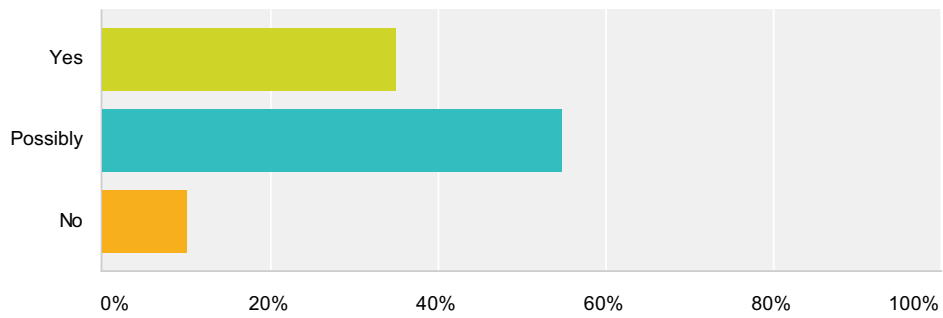
Answered: 2,383 Skipped: 798



Answer Choices	Responses
I would be very interested in having some counselling as soon as it became available	25.01% 596
Possibly at some time in the future	41.71% 994
Very unlikely, I really don't think that I would ever go to a counsellor about these things	33.28% 793
Total	2,383

Q58 Do you think that an event or conference (at a national or regional level) might help raise awareness of singleness issues?

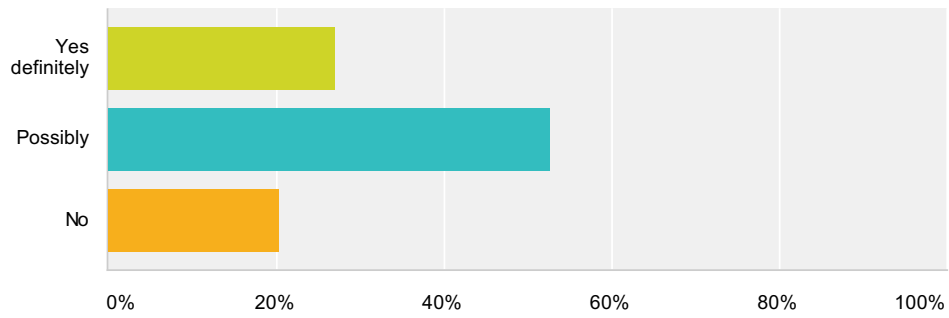
Answered: 2,503 Skipped: 678



Answer Choices	Responses	
Yes	35.08%	878
Possibly	54.85%	1,373
No	10.07%	252
Total		2,503

Q59 Would you be interested in attending an event such as this?

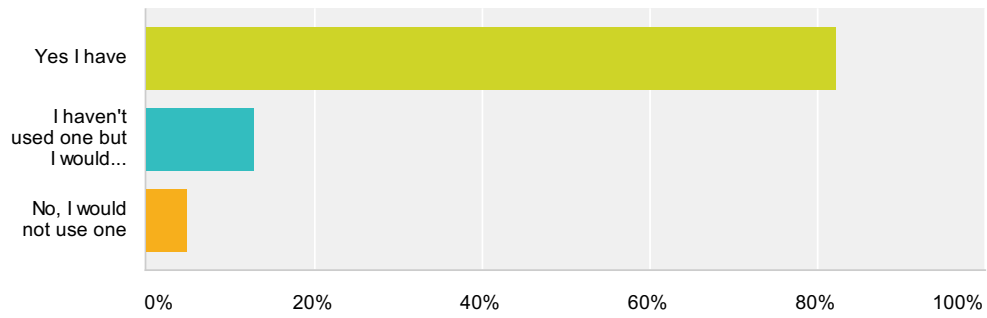
Answered: 2,498 Skipped: 683



Answer Choices	Responses
Yes definitely	27.06% 676
Possibly	52.64% 1,315
No	20.30% 507
Total	2,498

Q60 Have you or would you use a Christian dating site to meet other Christians?

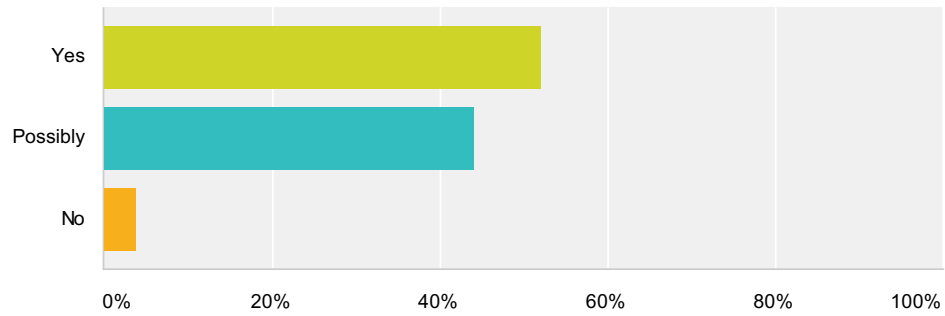
Answered: 2,485 Skipped: 696



Answer Choices	Responses
Yes I have	82.29% 2,045
I haven't used one but I would consider it	12.84% 319
No, I would not use one	4.87% 121
Total	2,485

Q61 Do you think that a website (or online social network) with resources, support, sharing and advice for single Christians and their leaders would be helpful?

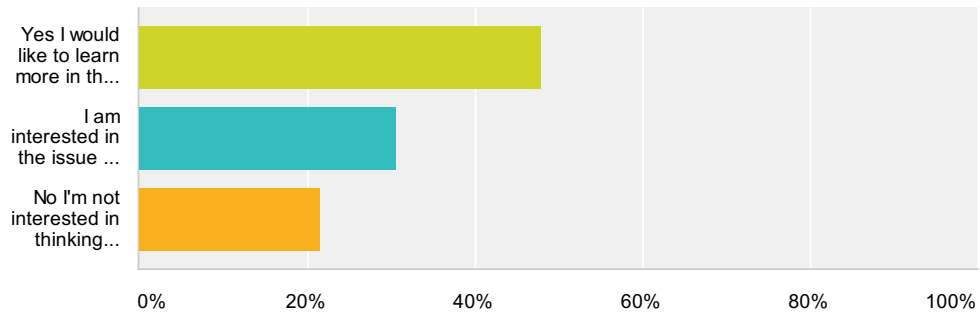
Answered: 2,494 Skipped: 687



Answer Choices	Responses
Yes	52.13% 1,300
Possibly	44.07% 1,099
No	3.81% 95
Total	2,494

Q62 Would it help to have some more teaching, guidance or study materials to help you understand your faith in the context of being single?

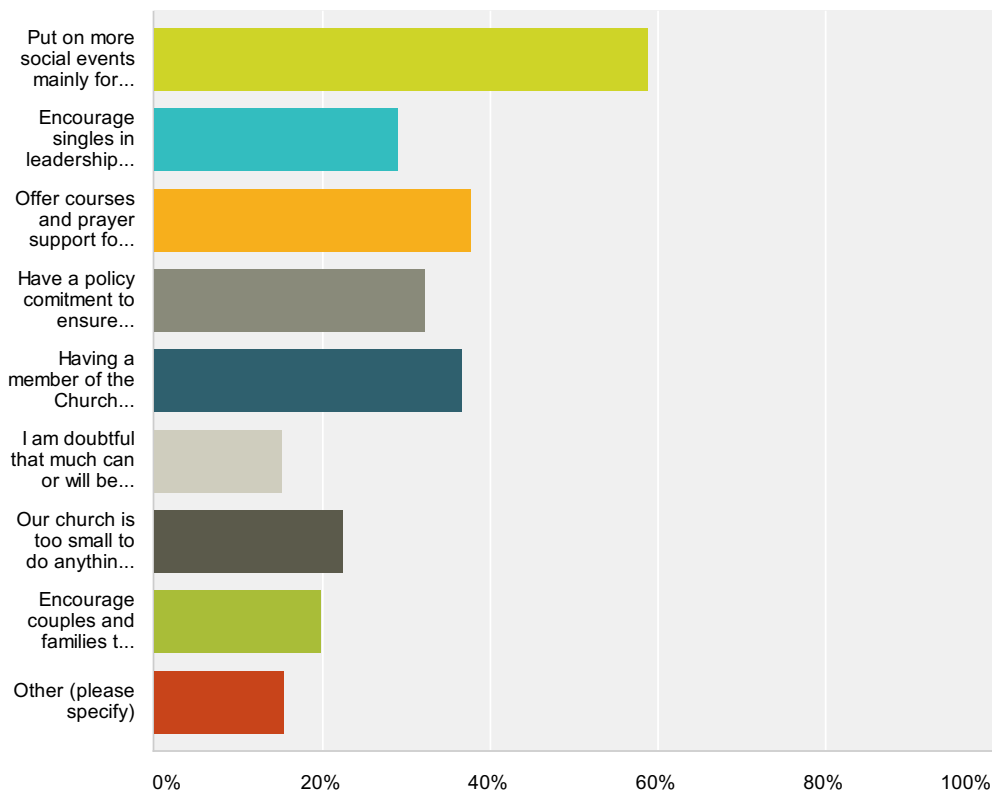
Answered: 2,410 Skipped: 771



Answer Choices	Responses
Yes I would like to learn more in this area	47.93% 1,155
I am interested in the issue but think there is enough available already	30.58% 737
No I'm not interested in thinking further about this	21.49% 518
Total	2,410

Q63 How do you feel your own church could better encourage its single members? (you can select more than one option)

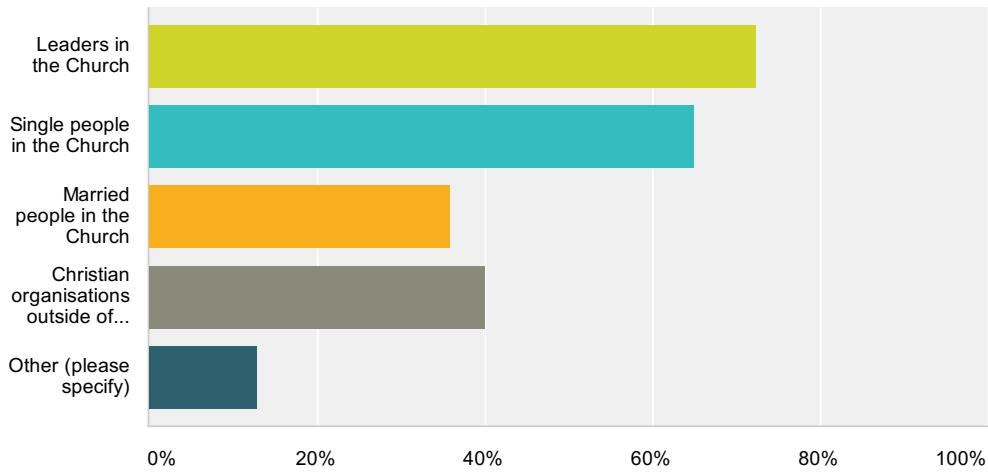
Answered: 2,398 Skipped: 783



Answer Choices	Responses
Put on more social events mainly for singles (e.g. Sunday lunches, parties etc.)	58.84% 1,411
Encourage singles in leadership roles	29.07% 697
Offer courses and prayer support for singles	37.78% 906
Have a policy comitment to ensure singles are not excluded from activities or made to feel unwelcome	32.32% 775
Having a member of the Church leadership specifically accountable for singles ministry	36.74% 881
I am doubtful that much can or will be done for singles in the Church	15.22% 365
Our church is too small to do anything but there should be inter church initiatives for singles locally	22.44% 538
Encourage couples and families to "adopt" a single	19.89% 477
Other (please specify) Responses	15.43% 370
Total Respondents: 2,398	

Q64 Who do you feel is responsible for addressing the needs of single Christians and reaching out to single people out side of the Church? (You may tick more than 1)

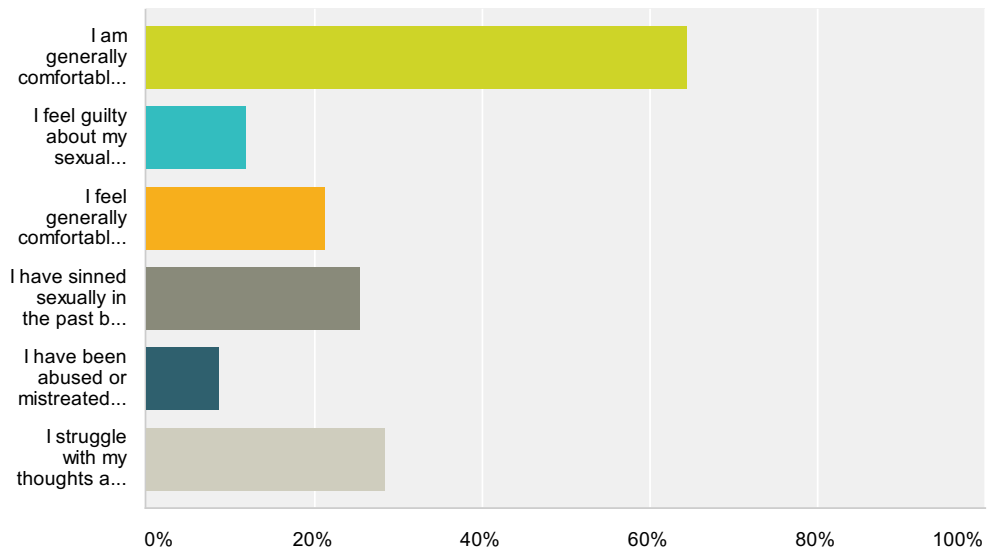
Answered: 2,345 Skipped: 836



Answer Choices	Responses	Count
Leaders in the Church	72.41%	1,698
Single people in the Church	65.03%	1,525
Married people in the Church	35.91%	842
Christian organisations outside of individual churches	40.04%	939
Other (please specify) Responses	12.79%	300
Total Respondents: 2,345		

Q65 How do you feel about your own sexuality and sexual behaviour? Tick any of the boxes that apply

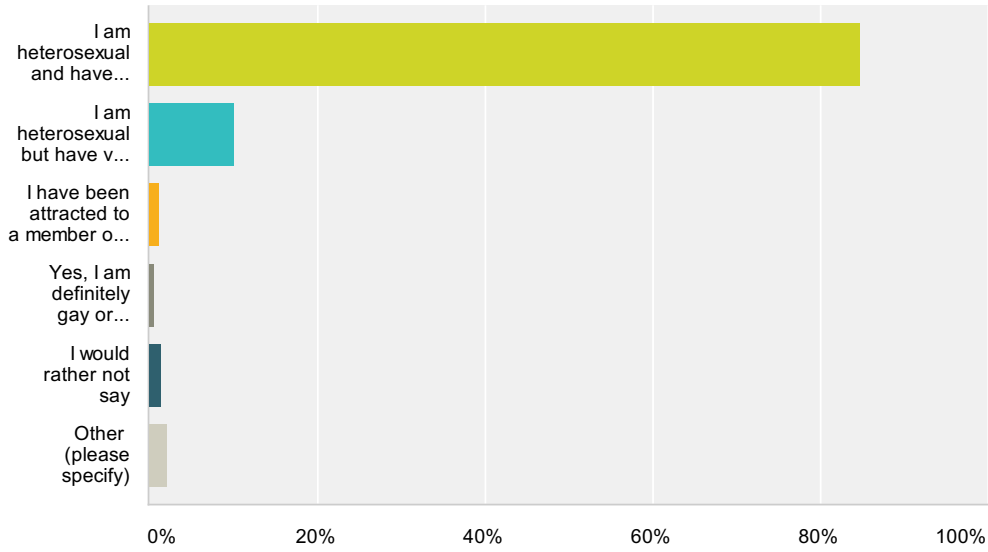
Answered: 2,366 Skipped: 815



Answer Choices	Responses	Count
I am generally comfortable with my sexuality	64.54%	1,527
I feel guilty about my sexual behaviour	11.88%	281
I feel generally comfortable about my sexual behaviour.	21.26%	503
I have sinned sexually in the past but I'm now forgiven and cleansed	25.49%	603
I have been abused or mistreated sexually	8.62%	204
I struggle with my thoughts and feelings about sex	28.40%	672
Total Respondents: 2,366		

Q66 Which of the following statements best describes your sexuality?

Answered: 2,390 Skipped: 791



Answer Choices	Responses
I am heterosexual and have never been attracted to a member of the same sex	84.73% 2,025
I am heterosexual but have very occasionally been attracted to a member of the same sex	10.04% 240
I have been attracted to a member of the same sex about as often as to a member of the opposite sex	1.09% 26
Yes, I am definitely gay or lesbian and have only ever been attracted to members of my own sex	0.59% 14
I would rather not say	1.42% 34
Other (please specify) Responses	2.13% 51
Total	2,390